

# DAILY SPICES REPORT

12 Sep 2024

- JEERA
- DHANIYA
- TURMERIC



## NCDEX Future Market Update

| Commodity | Expiry    | Open      | High      | Low       | Close     | % Change |
|-----------|-----------|-----------|-----------|-----------|-----------|----------|
| TURMERIC  | 18-Oct-24 | 14,044.00 | 14,274.00 | 14,000.00 | 14,042.00 | -0.89    |
| TURMERIC  | 20-Dec-24 | 14,690.00 | 14,800.00 | 14,570.00 | 14,618.00 | -0.67    |
| JEERA     | 18-Oct-24 | 25,300.00 | 25,740.00 | 25,300.00 | 25,570.00 | 0.83     |
| JEERA     | 20-Nov-24 | 26,000.00 | 26,000.00 | 25,160.00 | 25,385.00 | 0.99     |
| DHANIYA   | 20-Sep-24 | 6,710.00  | 6,750.00  | 6,660.00  | 6,722.00  | -1.87    |
| DHANIYA   | 18-Oct-24 | 6,862.00  | 6,936.00  | 6,826.00  | 6,906.00  | -2.01    |

## Spot Market Update

| Commodity                  | Place     | Price     | % Chg |
|----------------------------|-----------|-----------|-------|
| Jeera                      | उंझा      | 25,589.25 | -0.46 |
| Jeera                      | जोधपुर    | 28,000.00 | 3.7   |
| Dhaniya                    | गोंडल     | 6,951.75  | -0.44 |
| Dhaniya                    | कोटा      | 7,197.10  | 1.29  |
| Turmeric (Unpolished)      | निजामाबाद | 13,674.05 | -0.04 |
| Turmeric (Farmer Polished) | निजामाबाद | 14,349.70 | 0.14  |

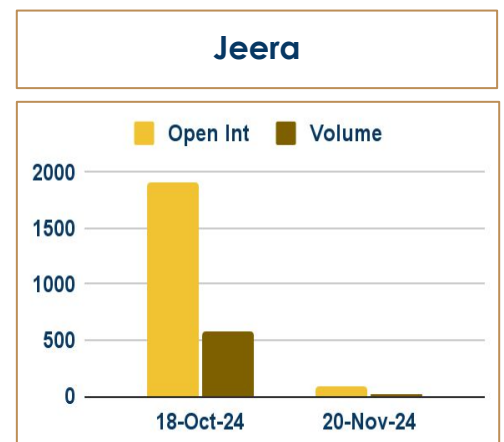
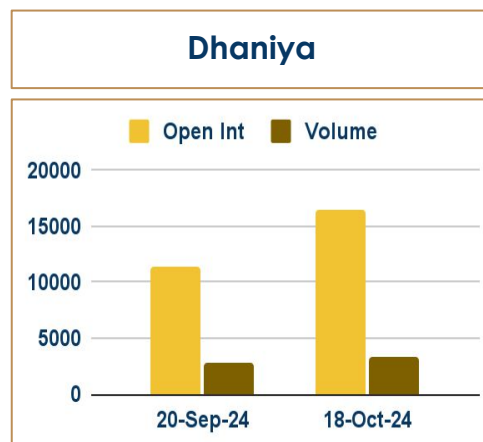
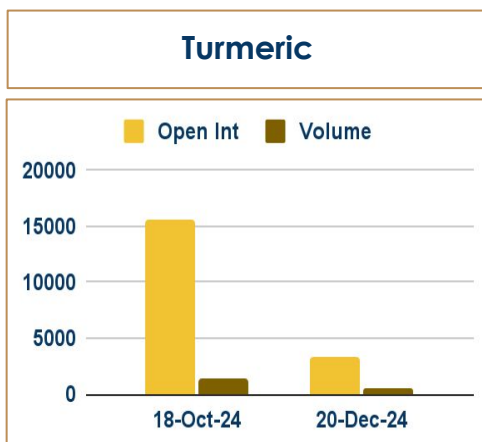
## Currency Market Update

| Currency | Country    | Rates  |
|----------|------------|--------|
| USDINR   | India      | 83.98  |
| USDCNY   | China      | 7.12   |
| USDBDT   | Bangladesh | 119.93 |
| USDHKD   | Hongkong   | 7.80   |
| USDMYR   | Malaysia   | 4.33   |
| USDAED   | UAE        | 3.67   |
| EURUSD   | Europe     | 1.10   |

## Open Interest Snapshot

| Commodity | Expiry    | % Change | % Oi Change | Oi Status        |
|-----------|-----------|----------|-------------|------------------|
| TURMERIC  | 18-Oct-24 | -0.89    | -0.73       | Long Liquidation |
| TURMERIC  | 20-Dec-24 | -0.67    | 2.70        | Fresh Selling    |
| JEERA     | 18-Oct-24 | 0.83     | 1.11        | Fresh Buying     |
| JEERA     | 20-Nov-24 | 0.99     | 0.00        | Short Covering   |
| DHANIYA   | 20-Sep-24 | -1.87    | -25.55      | Long Liquidation |
| DHANIYA   | 18-Oct-24 | -2.01    | 2200.69     | Fresh Selling    |

## OI & Volume Chart



Technical Snapshot



BUY JEERA OCT @ 25200 SL 24800 TGT 25700-26000. NCDEX

Spread JEERA NOV-OCT -185.00

Observations

Jeera trading range for the day is 25100-25980.

Jeera gains amid robust domestic and export demand besides tight global supplies.

However upside seen limited as the expectation of higher production weighed on the prices.

Turkey anticipates producing 12-15 thousand tons, while Afghanistan's output could double.

In Unjha, a major spot market, the price ended at 25589.25 Rupees dropped by -0.46 percent.

Trading Levels

| Commodity | Expiry    | Close     | R2       | R1       | PP       | S1       | S2       |
|-----------|-----------|-----------|----------|----------|----------|----------|----------|
| JEERA     | 18-Oct-24 | 25,570.00 | 25980.00 | 25780.00 | 25540.00 | 25340.00 | 25100.00 |
| JEERA     | 20-Nov-24 | 25,385.00 | 26360.00 | 25880.00 | 25520.00 | 25040.00 | 24680.00 |



Technical Snapshot



BUY DHANIYA SEP @ 6850 SL 6750 TGT 6950-7050. NCDEX

Spread **DHANIYA OCT-SEP** 184.00

Observations

Dhaniya trading range for the day is 6620-6800.

Dhaniya gains on low level buying after prices dropped due to good arrivals.

Daily arrival of 40000 bags witnessed in Ramganj mandi and around 20000 to 30000 bags coming in Kota.

Traders are reporting decline in yield highlighting the challenges faced in coriander cultivation

In Gondal, a major spot market, the price ended at 6951.75 Rupees dropped by -0.44 percent.

Trading Levels

| Commodity | Expiry    | Close    | R2      | R1      | PP      | S1      | S2      |
|-----------|-----------|----------|---------|---------|---------|---------|---------|
| DHANIYA   | 20-Sep-24 | 6,722.00 | 6800.00 | 6760.00 | 6710.00 | 6670.00 | 6620.00 |
| DHANIYA   | 18-Oct-24 | 6,906.00 | 7000.00 | 6954.00 | 6890.00 | 6844.00 | 6780.00 |

Technical Snapshot



BUY TURMERIC OCT @ 14000 SL 13700 TGT 14400-14700. NCDEX

Spread TURMERIC DEC-OCT 576.00

Observations

Turmeric trading range for the day is 13832-14380.

Turmeric ended with losses amid news of increased sowing.

However downside seen limited amid tighter supplies in the market and emerging buying from stockists.

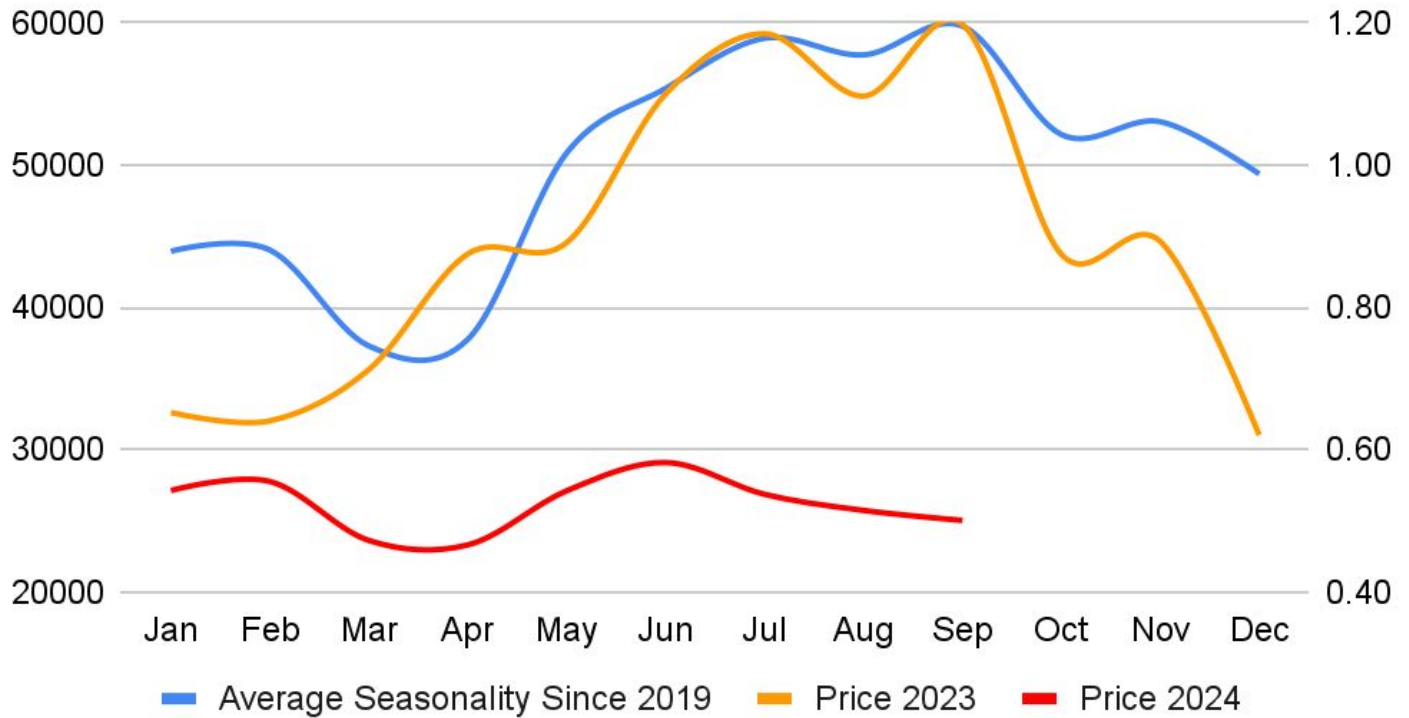
In Indonesia, dry weather has accelerated harvesting, which is currently at peak levels.

In Nizamabad, a major spot market, the price ended at 14349.7 Rupees gained by 0.14 percent.

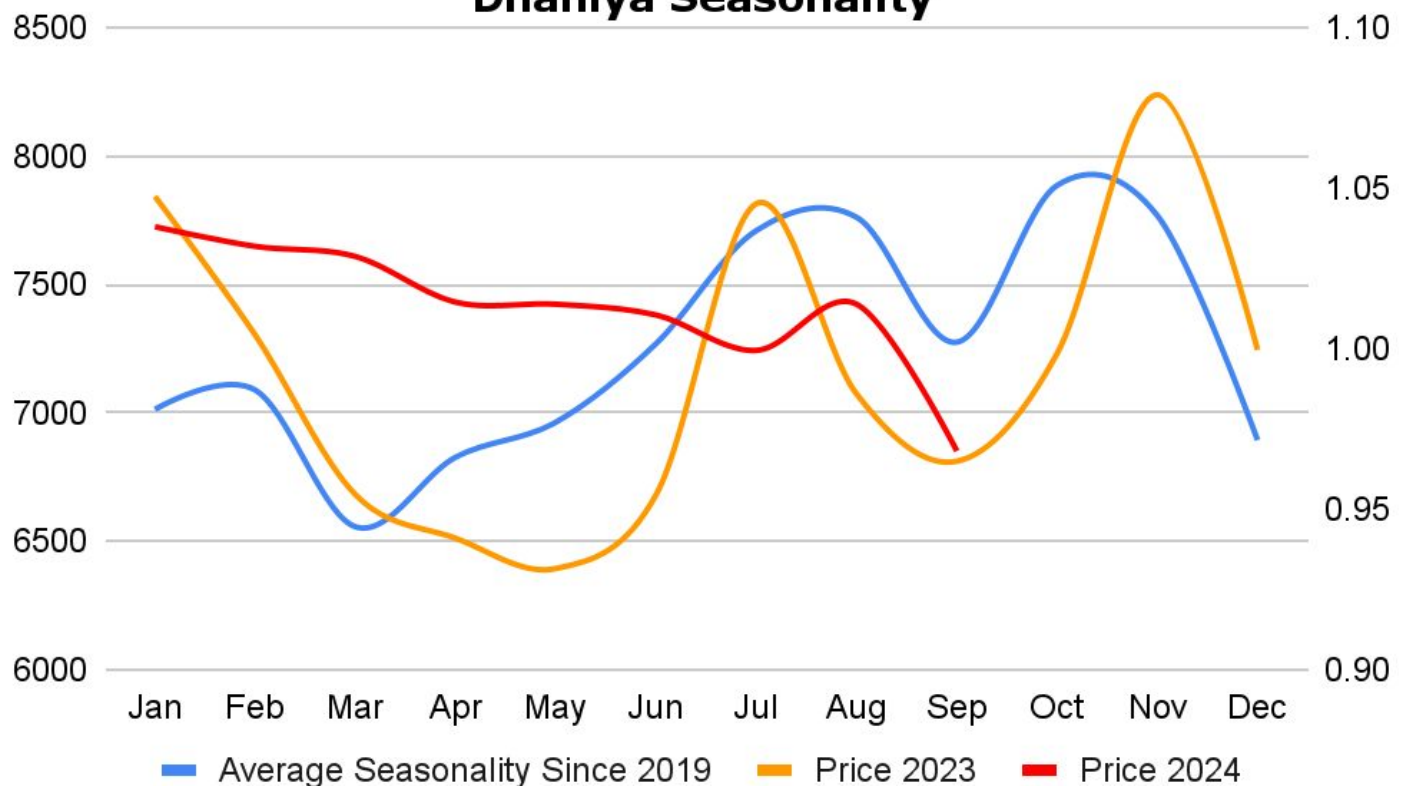
Trading Levels

| Commodity | Expiry    | Close     | R2       | R1       | PP       | S1       | S2       |
|-----------|-----------|-----------|----------|----------|----------|----------|----------|
| TURMERIC  | 18-Oct-24 | 14,042.00 | 14380.00 | 14212.00 | 14106.00 | 13938.00 | 13832.00 |
| TURMERIC  | 20-Dec-24 | 14,618.00 | 14892.00 | 14754.00 | 14662.00 | 14524.00 | 14432.00 |

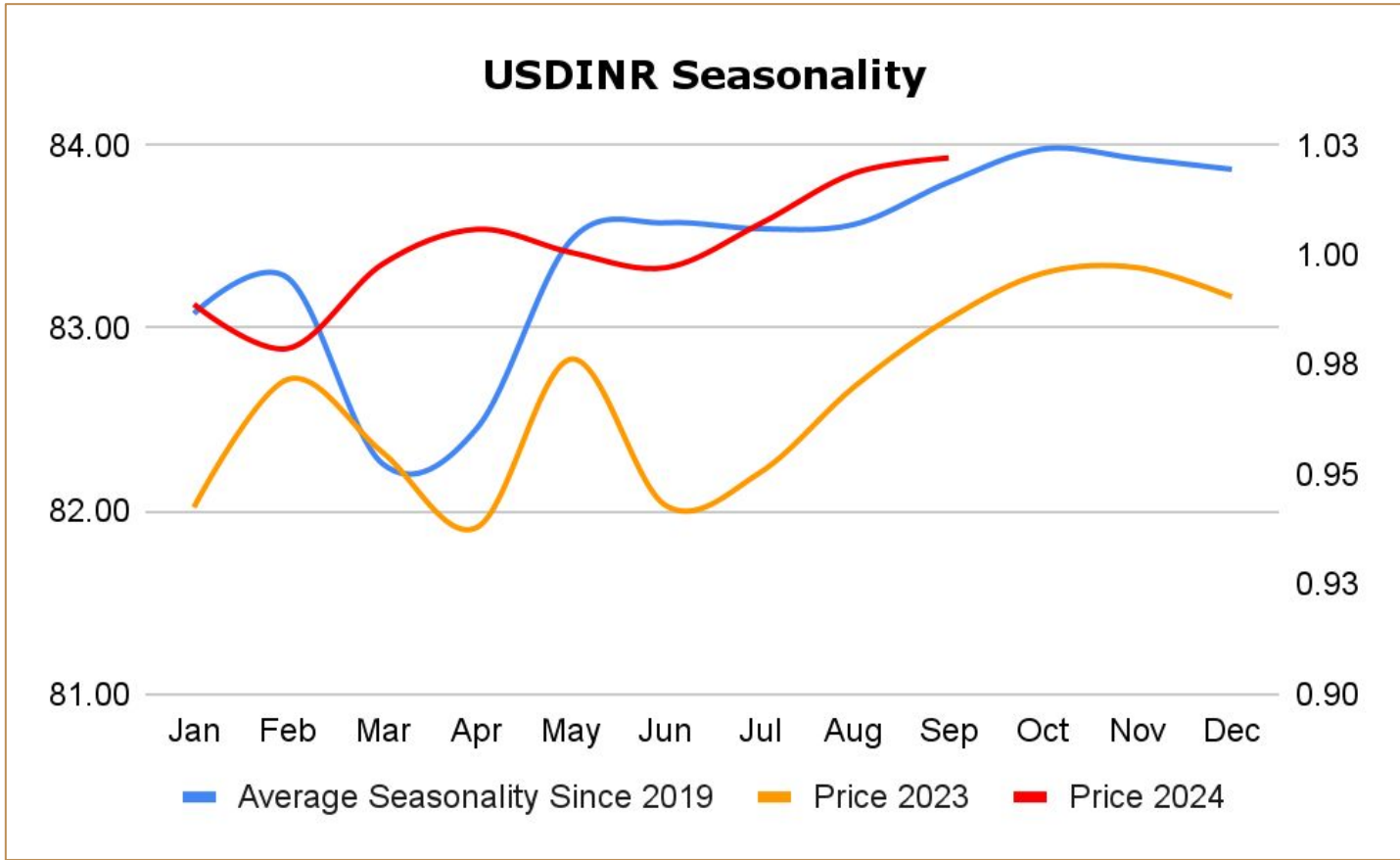
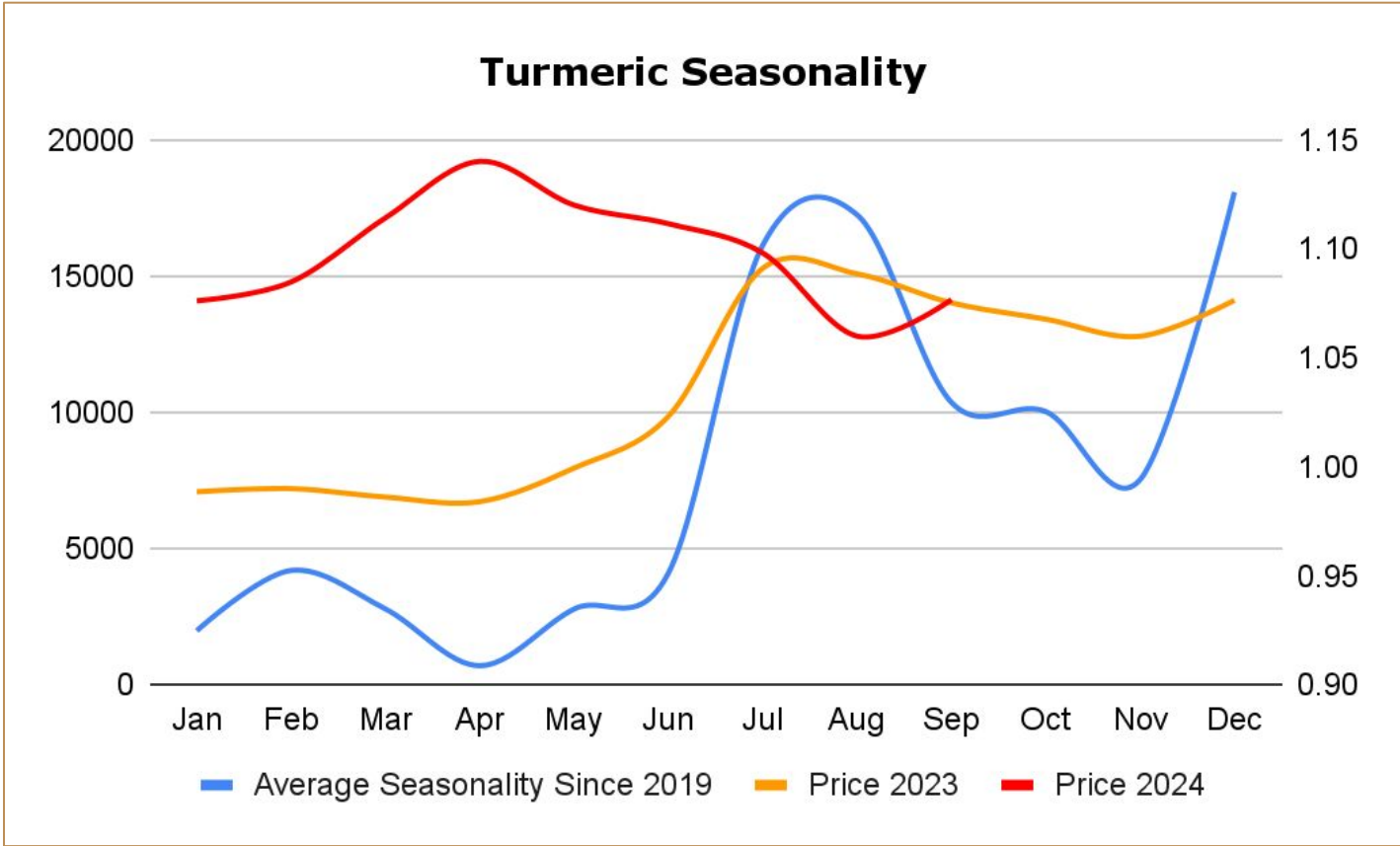
### Jeera Seasonality



### Dhaniya Seasonality







This Report is prepared and distributed by Kedia Stocks & Commodities Research Pvt Ltd. Our SEBI REGISTRATION NUMBER - INH000006156. for information purposes only. The recommendations, if any, made herein are expressions of views and/or opinions and should not be deemed or construed to be neither advice for the purpose of purchase or sale through KSCRPL nor any solicitation or offering of any investment /trading opportunity. These information/opinions/ views are not meant to serve as a professional investment guide for the readers. No action is solicited based upon the information provided herein. Recipients of this Report should rely on information/data arising out of their own investigations. Readers are advised to seek independent professional advice and arrive at an informed trading/investment decision before executing any trades or making any investments. This Report has been prepared on the basis of publicly available information, internally developed data and other sources believed by KSCRPL to be reliable. KSCRPL or its directors, employees, affiliates or representatives do not assume any responsibility for or warrant the accuracy, completeness, adequacy and reliability of such information/opinions/ views. While due care has been taken to ensure that the disclosures and opinions given are fair and reasonable, none of the directors, employees, affiliates or representatives of KSCRPL shall be liable for any direct, indirect, special, incidental, consequential, punitive or exemplary damages, including lost profits arising in any way whatsoever from the information/opinions/views contained in this Report. The possession, circulation and/or distribution of this Report may be restricted or regulated in certain jurisdictions by appropriate laws. No action has been or will be taken by KSCRPL in any jurisdiction (other than India), where any action for such purpose (s) is required. Accordingly, this Report shall not be possessed, circulated and/ or distributed in any such country or jurisdiction unless such action is in compliance with all applicable laws and regulations of such country or jurisdiction. KSCRPL requires such a recipient to inform himself about and to observe any restrictions at his own expense, without any liability to KSCRPL. Any dispute arising out of this Report shall be subject to the exclusive jurisdiction of the Courts in India.

## KEDIA ADVISORY

### KEDIA STOCKS & COMMODITIES RESEARCH PVT LTD

Mumbai, India

SEBI REGISTRATION NUMBER - INH000006156

For more details, please contact: +91 93234 06035 / 96195 51022

Email: [info@kediaadvisory.com](mailto:info@kediaadvisory.com)

Regd.Off.: 1, 2, 3 & 4, 1st Floor, Tulip Bldg, Flower Valley Complex, Khadakpada Circle,  
Kalyan-(W), Mumbai-421301